

How to register for the SHA Portal

Instructions for applicants



[APPLICANT LOGIN](#) | [TENANT LOGIN](#) | [LANDLORD LOGIN](#)



Welcome To Seattle Housing Authority Portal

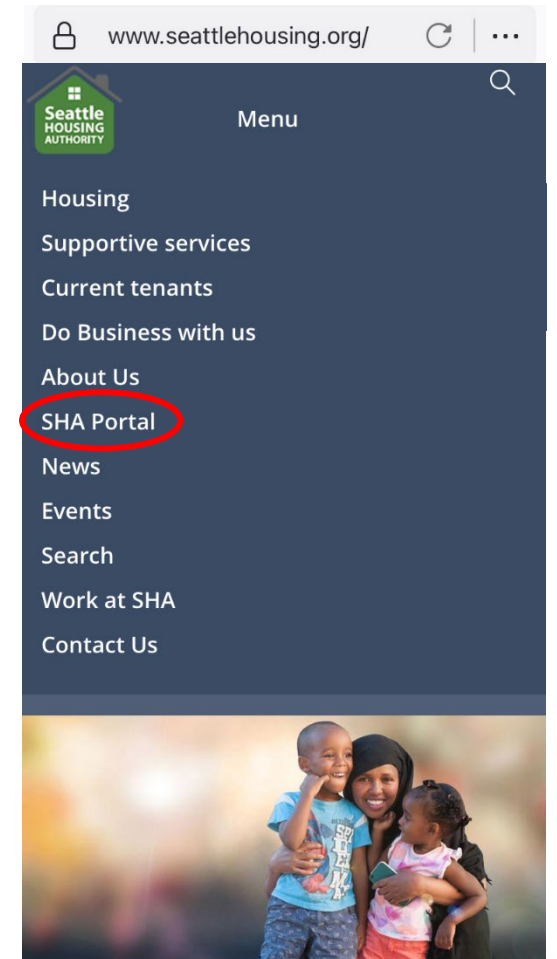
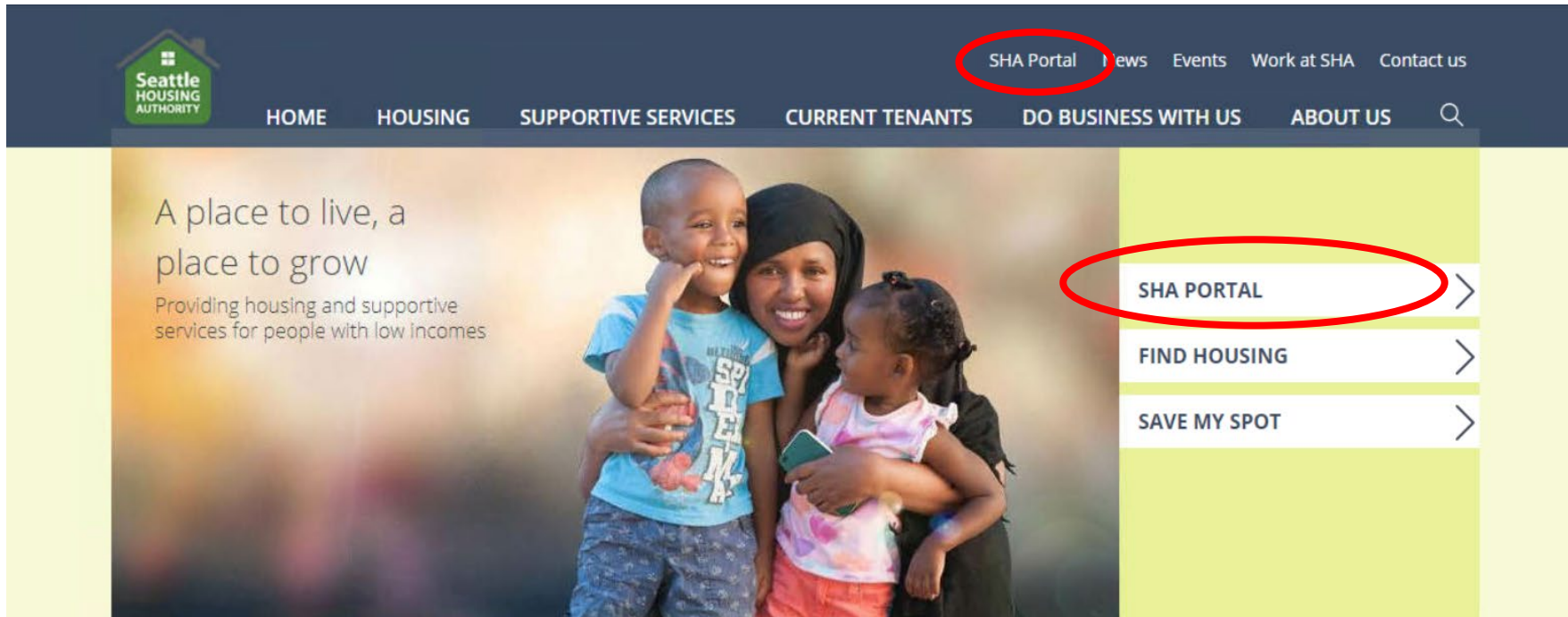
[TERMS AND CONDITIONS](#) | [PRIVACY POLICY](#) | [TRANSLATE THIS PAGE](#) | [CONTACT US](#)



Before registering for the SHA Portal, make sure you have:

- An active email address
- Your unique registration code if you have been sent one. If you do not have a code, you may still register.
- Your Social Security Number (SSN). Note: The SSN must be for the head of household.

Go to <https://seattlehousing.org> and click on “SHA Portal.”





HOUSING CHOICE

SHA Portal

Already registered? [Log in](#)

What is the SHA Portal?

The SHA Portal is a secure, convenient way for applicants, tenants (SHA residents and Housing Choice Voucher participants) and landlords to conduct business with the Seattle Housing Authority.

Applicants can use the SHA Portal to	Tenants can use the SHA Portal to	Landlords can use the SHA Portal to
<ul style="list-style-type: none">• Update an existing application for SHA Housing• Update contact information• Beginning January 17, apply for a chance to receive a Housing Choice Voucher.	<ul style="list-style-type: none">• Update contact information• Report changes to household or income• Submit annual recertification information• Contact property manager or certification specialist• Submit maintenance requests (SHA residents only)	<ul style="list-style-type: none">• Update contact information• Manage property accounts• Access 1099s• Transact other business with SHA

How do I sign up?

Click the button below to go to the SHA Portal, select Applicant Login, Tenant Login or Landlord Login and follow the steps to register. If you need help with registration see [detailed instructions](#). If you need additional assistance, please [contact us](#).

Please note that registering for a user account on the SHA Portal does not mean you have applied for SHA Housing or a Housing Choice Voucher. After registering for a user account, please follow additional instructions if you wish to apply.

Click here



SHA PORTAL

Click "Applicant Login"



[APPLICANT LOGIN](#) | [TENANT LOGIN](#) | [LANDLORD LOGIN](#)



Welcome To Seattle Housing Authority Portal



SHA Portal Login

If you have already registered, you can log in below with the User Name and Password you created. Click the Forgot password link if you forgot your password.

To complete your online registration, you must have a valid email address. If you do not have an email address, please click one of the following links to create one, or choose another provider.

[Gmail](#)

[Yahoo](#)

[Outlook](#)

Email

Password

Remember Me

[Click here to register](#)

[Forgot password?](#)

Click here to register.



SHA Portal Login

To complete your online registration, you must have a valid email address. If you do not have an email address, please click one of the following links to create one, or choose another provider.

[Gmail](#)

[Yahoo](#)

[Outlook](#)

[I have a registration code](#)

[I do NOT have a registration code](#)

Click “I have a registration code” to enter the unique registration code if you were provided with one. Otherwise, click “I do not have a code.”



*Denotes a required field

Personal Details

First Name*

Last Name*

SSN**

Phone (Home)

 Complete all fields.

The name and Social Security number (SSN) must be for the head of household.



Account Information

Email Address*

Confirm Email Address*

Password*

Confirm Password*

This site is protected by reCAPTCHA and the Google Privacy Policy and Terms of Service apply.

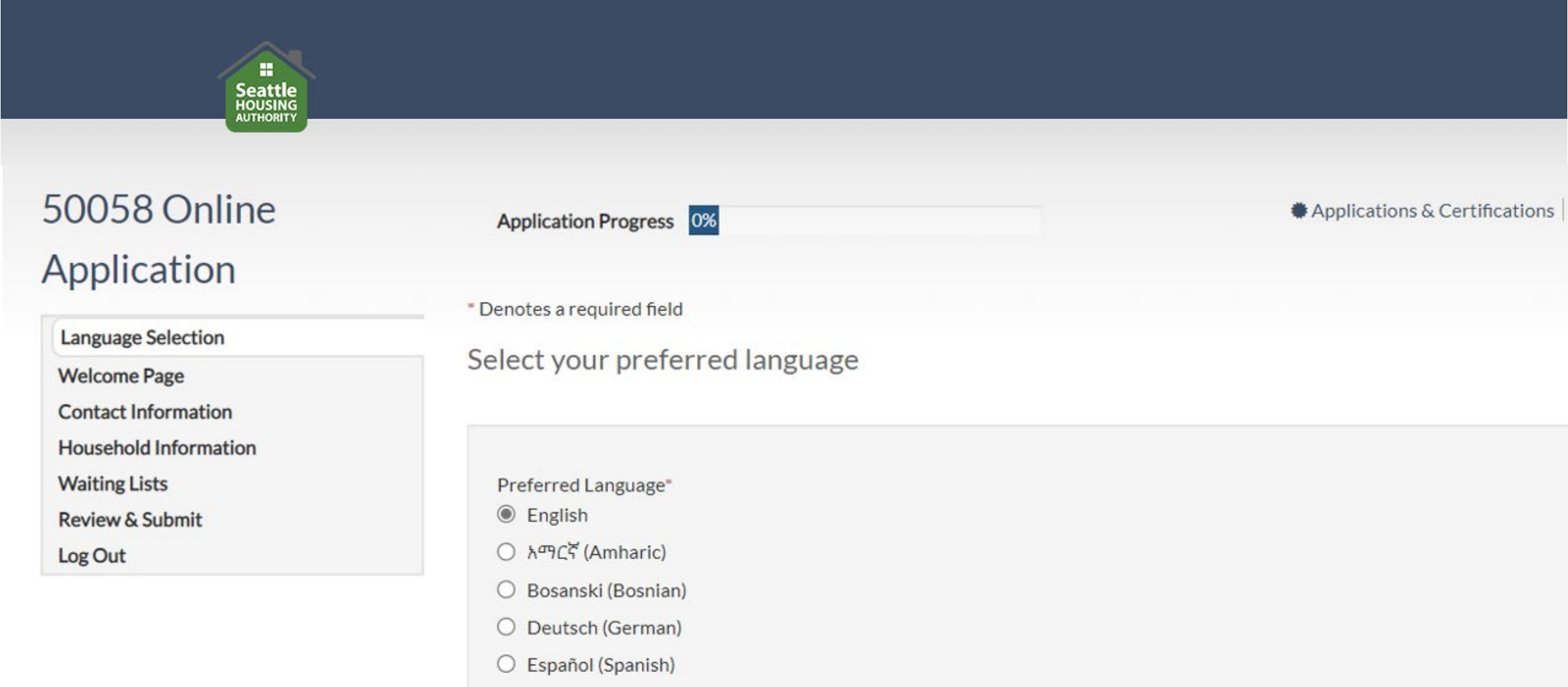
I have read and accept the [Terms and Conditions](#)

Register

Complete all fields.

Read the Terms and Conditions and accept them. Then click "Register."

You will be logged into the SHA Portal where you can begin the Online Application. Follow the prompts to complete and submit your application.

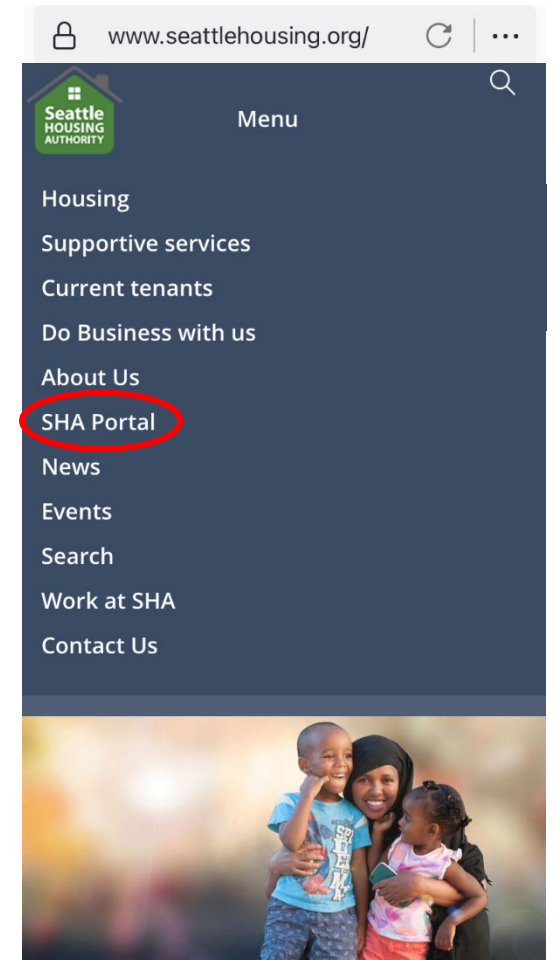
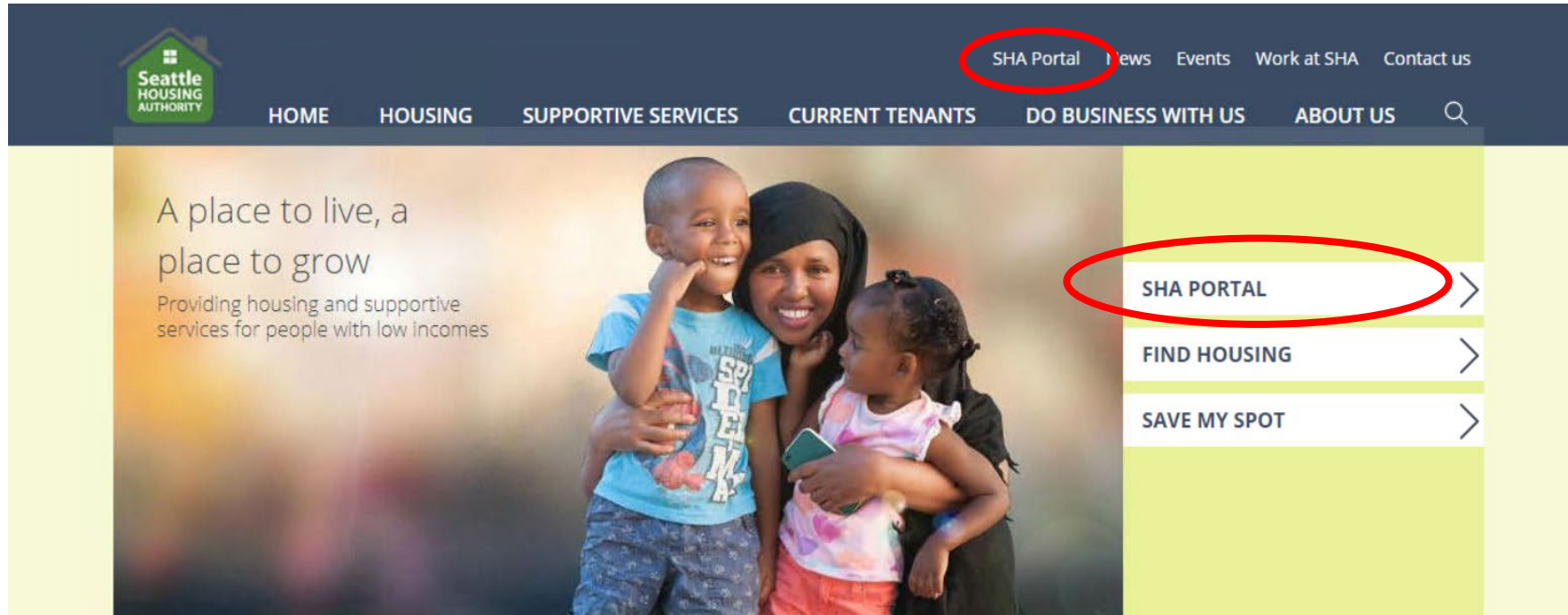


The screenshot shows the Seattle Housing Authority's online application portal. At the top left is the Seattle Housing Authority logo, which consists of a green house icon with a white window and the text "Seattle HOUSING AUTHORITY" below it. The main heading on the left is "50058 Online Application". To the right of this heading is an "Application Progress" indicator showing "0%" in a blue box. Further right is a navigation link "Applications & Certifications" with a gear icon. Below the heading is a sidebar menu with the following items: "Language Selection" (highlighted), "Welcome Page", "Contact Information", "Household Information", "Waiting Lists", "Review & Submit", and "Log Out". The main content area contains a note: "* Denotes a required field". Below this is the instruction "Select your preferred language" followed by a list of radio button options: "Preferred Language*", "English" (selected), "አማርኛ (Amharic)", "Bosanski (Bosnian)", "Deutsch (German)", and "Español (Spanish)".

After you submit your application, you will see a dashboard where you can perform various tasks. When you are ready to log out, click the arrow on the right.

The screenshot displays the Seattle Housing Authority dashboard. At the top left is the Seattle Housing Authority logo. Below it is a navigation bar with a home icon on the left and 'My Accounts' with a user icon on the right. A red circle highlights a log-out arrow icon next to the user icon, with a red arrow pointing to it. The main content area features six service tiles: 'Family Information' (with a family icon), 'Waiting List Status' (with a clock icon), 'Upload Documents' (with a document and upload icon), 'Certifications' (with a certificate icon), 'Apply/Update Application' (with a document icon), and 'SHA Contact List' (with a lifebuoy icon). On the right side, there is a 'QUICK LINKS' widget with a dropdown menu set to 'Update Contact Information' and a 'Go' button.

To log in next time, simply go to <https://seattlehousing.org> and click on “SHA Portal.”





HOUSING CHOICE

SHA Portal

Already registered? [Log in](#)

What is the SHA Portal?

The SHA Portal is a secure, convenient way for applicants, tenants (SHA residents and Housing Choice Voucher participants) and landlords to conduct business with the Seattle Housing Authority.

Applicants can use the SHA Portal to	Tenants can use the SHA Portal to	Landlords can use the SHA Portal to
<ul style="list-style-type: none">• Update an existing application for SHA Housing• Update contact information• Beginning January 17, apply for a chance to receive a Housing Choice Voucher.	<ul style="list-style-type: none">• Update contact information• Report changes to household or income• Submit annual recertification information• Contact property manager or certification specialist• Submit maintenance requests (SHA residents only)	<ul style="list-style-type: none">• Update contact information• Manage property accounts• Access 1099s• Transact other business with SHA

How do I sign up?

Click the button below to go to the SHA Portal, select Applicant Login, Tenant Login or Landlord Login and follow the steps to register. If you need help with registration see [detailed instructions](#). If you need additional assistance, please [contact us](#).

Please note that registering for a user account on the SHA Portal does not mean you have applied for SHA Housing or a Housing Choice Voucher. After registering for a user account, please follow additional instructions if you wish to apply.

Click here



SHA PORTAL

Click “Applicant Login”



[APPLICANT LOGIN](#) | [TENANT LOGIN](#) | [LANDLORD LOGIN](#)



Welcome To Seattle Housing Authority Portal



SHA Portal Login

If you have already registered, you can log in below with the User Name and Password you created. Click the [Forgot password](#) link if you forgot your password.

To complete your online registration, you must have a valid email address. If you do not have an email address, please click one of the following links to create one, or choose another provider.

[Gmail](#)

[Yahoo](#)

[Outlook](#)

Email

Password

Remember Me



[Click here to register](#)

[Forgot password?](#)

Enter your email address and the password you created when you registered. Then click "Login."

You will be logged in to the SHA Portal dashboard where you can perform various tasks. When you are finished, click on the arrow on the right to log out.

Seattle HOUSING AUTHORITY

My Accounts  

Family Information

Waiting List Status

Upload Documents

Certifications

Apply/Update Application

SHA Contact List

QUICK LINKS

I want to:

Update Contact Information

Go



If you need help accessing the SHA Portal or have questions, please [contact us](#).