

How to register for the SHA Portal

Instructions for tenants



TENANT LOGIN | LANDLORD LOGIN



Welcome To Seattle Housing Authority Portal

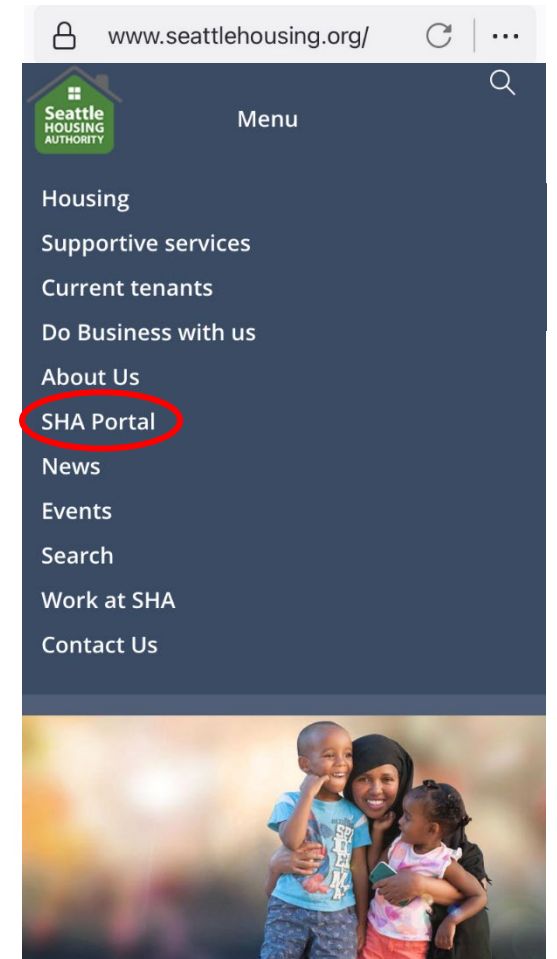
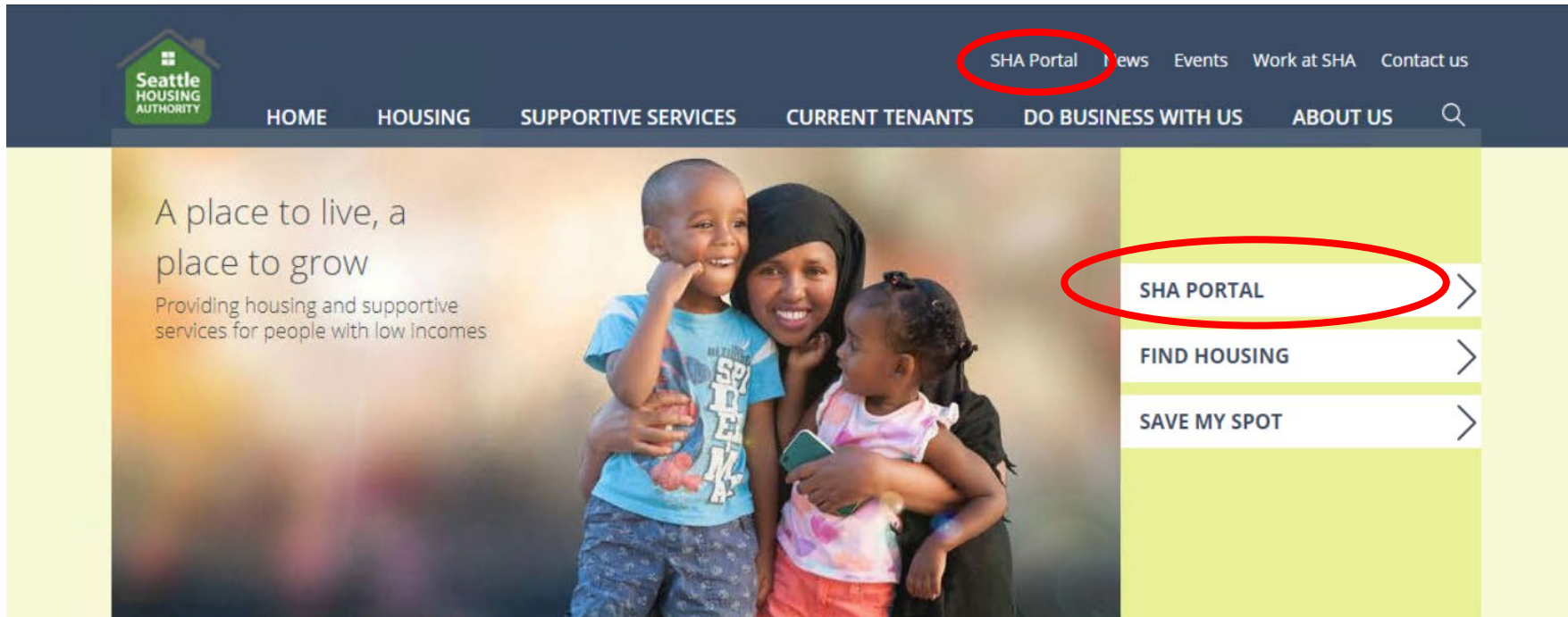
[TERMS AND CONDITIONS](#) | [PRIVACY POLICY](#) | [TRANSLATE THIS PAGE](#) | [CONTACT US](#)



Before registering for the SHA Portal, make sure you have:

- An active email address
- Your unique registration code if you have been sent one. If you do not have a code, you may still register.
- Your Social Security Number (SSN). Note: The SSN must be for the head of household.

Go to <https://seattlehousing.org> and click on “SHA Portal.”





Home

HOUSING

SHA HOUSING

HOUSING CHOICE
VOUCHERS

COLLABORATIVE
HOUSING

SHA Portal

What is the SHA Portal?

The SHA Portal is a secure, convenient way for SHA residents, and Housing Choice Voucher participants and landlords to conduct business with the Seattle Housing Authority.

Tenants can submit annual recertification information, update their contact information and contact their property manager or certification specialist. Landlords can use the SHA Portal to manage their property accounts and transact other business with SHA.

How do I sign up?

SHA is opening access to the SHA Portal in phases and will provide tenants, landlords and applicants with a one-time code to register when the SHA Portal is ready for them to begin using it. Users need a valid email address to access the SHA Portal.

If you have already registered and want to log in, or have been sent a code and need to register, please click below. If you need help with one-time registration see [detailed instructions](#).

Click here.



SHA PORTAL

[Printer-friendly version](#)

Click "Tenant Login"



TENANT LOGIN | LANDLORD LOGIN



Welcome To Seattle Housing Authority Portal



SHA Portal Login

If you have already registered, you can log in below with the User Name and Password you created. Click the Forgot password link if you forgot your password.

To complete your online registration, you must have a valid email address. If you do not have an email address, please click one of the following links to create one, or choose another provider.

[Gmail](#)

[Yahoo](#)

[Outlook](#)

Email

Password

Remember Me

[Click here to register](#)

[Forgot password?](#)

Click here to register.



SHA Portal Login

If you have already registered, you can log in below with the User Name and Password you created. Click the [Forgot password](#) link if you forgot your password.

To complete your online registration, you must have a valid email address. If you do not have an email address, please click one of the following links to create one, or choose another provider.

[Gmail](#)
[Yahoo](#)
[Outlook](#)

Enter Your Registration Code

Already registered? [Click here to log in](#)

Enter your unique registration code, provided to you in the registration invitation letter.





*Denotes a required field

Personal Details

First Name*

Last Name*

SSN**

Phone (Home)

 Complete all fields.

The name and Social Security number (SSN) must be for the head of household.



Account Information

Email Address*

Confirm Email Address*

Password*

Confirm Password*

This site is protected by reCAPTCHA and the Google Privacy Policy and Terms of Service apply.

I have read and accept the [Terms and Conditions](#)

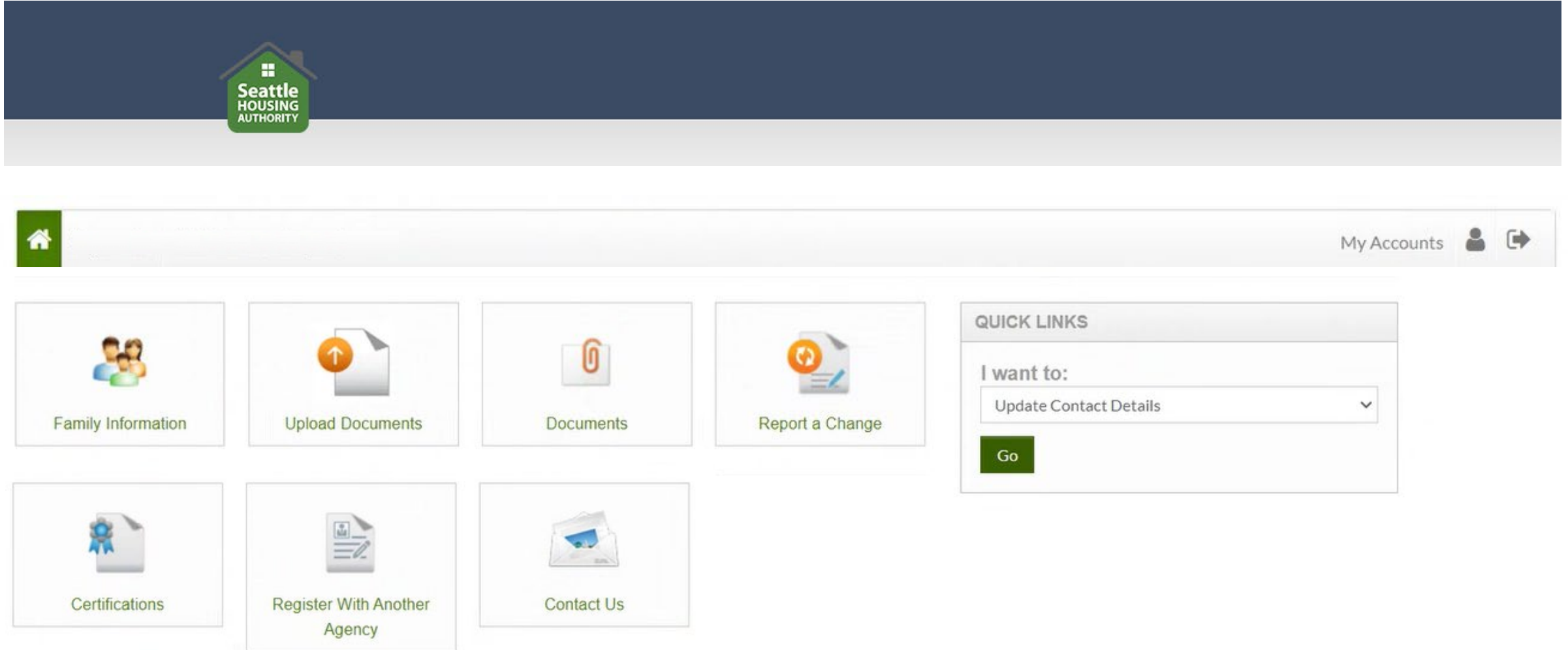
Register

Complete all fields.



Read the Terms and Conditions and accept them. Then click "Register."

After you click register, you will be logged in to the SHA Portal. You will see a dashboard where you can access your account and perform tasks.

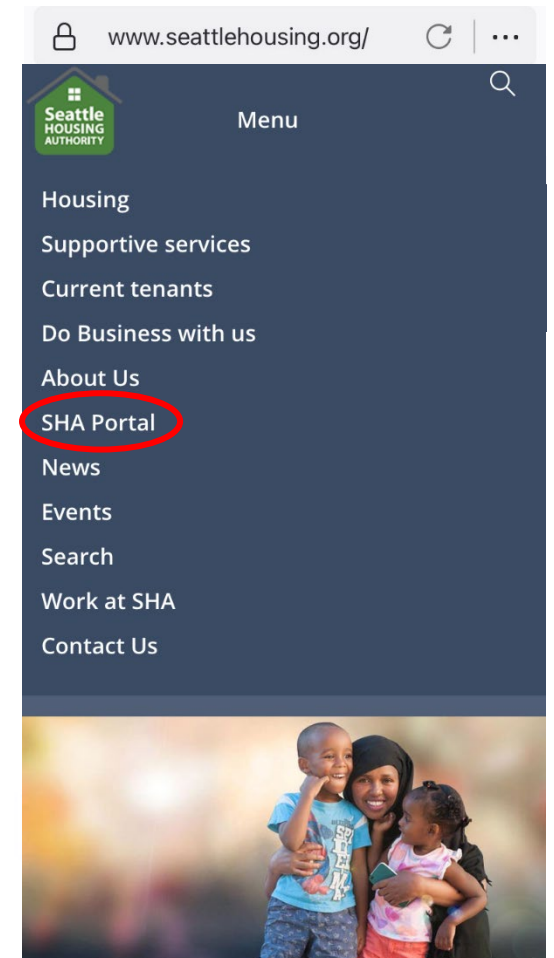
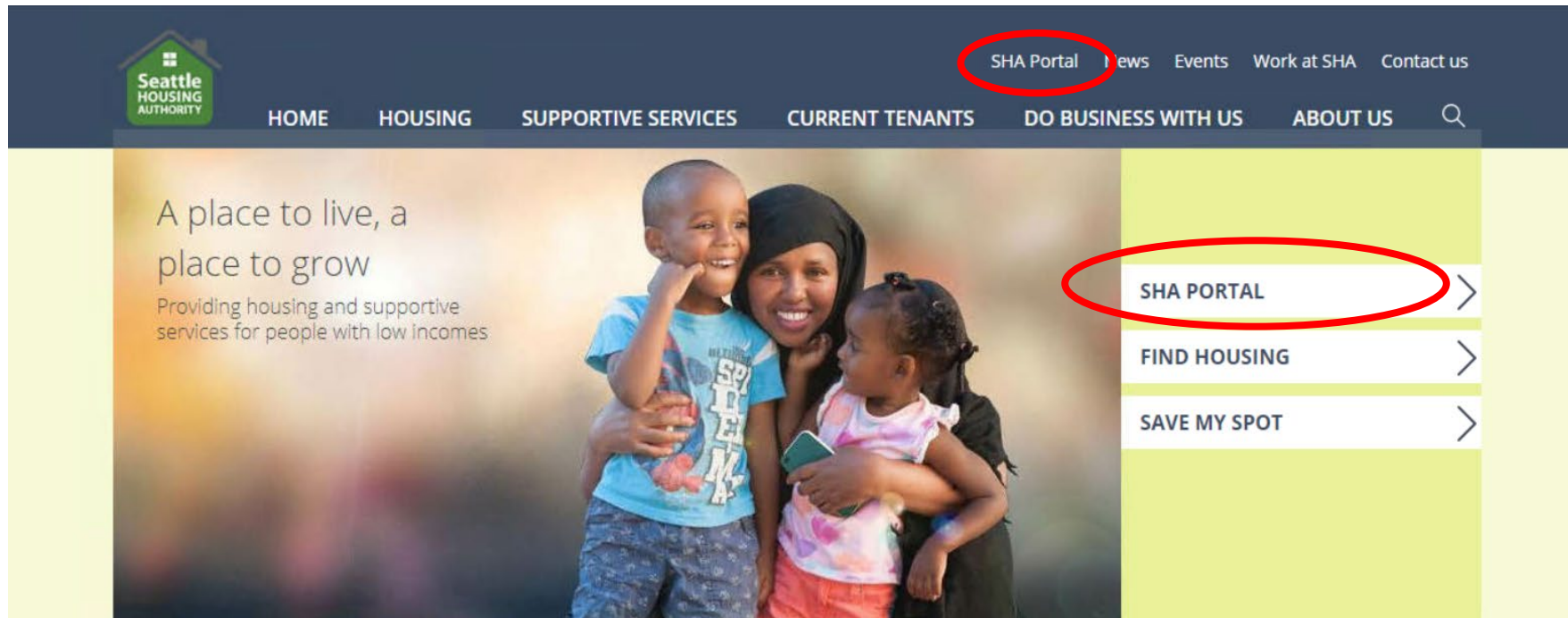


The screenshot displays the Seattle Housing Authority (SHA) portal dashboard. At the top left, the SHA logo is visible, featuring a green house icon with the text "Seattle HOUSING AUTHORITY". The dashboard includes a navigation bar with a home icon on the left and "My Accounts" with a user profile icon and a refresh icon on the right. The main content area is organized into two rows of task cards. The first row contains "Family Information" (with a family icon), "Upload Documents" (with a document and upload arrow icon), "Documents" (with a document and paperclip icon), and "Report a Change" (with a document and refresh icon). The second row contains "Certifications" (with a document and ribbon icon), "Register With Another Agency" (with a document and person icon), and "Contact Us" (with an envelope icon). On the right side, there is a "QUICK LINKS" section with a dropdown menu labeled "I want to:" currently set to "Update Contact Details", and a green "Go" button below it.

When you are finished, click on the arrow on the right to log out.

The screenshot displays the Seattle Housing Authority website interface. At the top left is the Seattle Housing Authority logo. The navigation bar includes a home icon, the text "My Accounts", a user profile icon, and a circular arrow icon. A red circle and arrow highlight the circular arrow icon. Below the navigation bar is a grid of service tiles: "Family Information", "Upload Documents", "Documents", "Report a Change", "Certifications", "Register With Another Agency", and "Contact Us". On the right side, there is a "QUICK LINKS" section with a dropdown menu set to "Update Contact Details" and a "Go" button.

To log in next time, simply go to <https://seattlehousing.org> and click on “SHA Portal.”





Home

HOUSING

SHA HOUSING

HOUSING CHOICE
VOUCHERS

COLLABORATIVE
HOUSING

SHA Portal

What is the SHA Portal?

The SHA Portal is a secure, convenient way for SHA residents, and Housing Choice Voucher participants and landlords to conduct business with the Seattle Housing Authority.

Tenants can submit annual recertification information, update their contact information and contact their property manager or certification specialist. Landlords can use the SHA Portal to manage their property accounts and transact other business with SHA.

How do I sign up?

SHA is opening access to the SHA Portal in phases and will provide tenants, landlords and applicants with a one-time code to register when the SHA Portal is ready for them to begin using it. Users need a valid email address to access the SHA Portal.

If you have already registered and want to log in, or have been sent a code and need to register, please click below. If you need help with one-time registration see [detailed instructions](#).

SHA PORTAL

[Printer-friendly version](#)

Next Click here.



Click "Tenant Login"



TENANT LOGIN | LANDLORD LOGIN



Welcome To Seattle Housing Authority Portal



SHA Portal Login

If you have already registered, you can log in below with the User Name and Password you created. Click the [Forgot password](#) link if you forgot your password.

To complete your online registration, you must have a valid email address. If you do not have an email address, please click one of the following links to create one, or choose another provider.

[Gmail](#)

[Yahoo](#)

[Outlook](#)

Email

Password

Remember Me

[Click here to register](#)

[Forgot password?](#)



Enter your email address and the password you created when you registered. Then click "Login."

You will be logged in to your SHA Portal account where you can perform tasks. When you are finished, click on the arrow on the right to log out.

The screenshot displays the Seattle Housing Authority (SHA) portal interface. At the top left, the SHA logo is visible. The main navigation bar includes a home icon, the text "My Accounts", and a user profile icon with a right-pointing arrow. A red circle and arrow highlight this arrow icon, indicating the log out button. Below the navigation bar, there is a grid of service tiles: "Family Information", "Upload Documents", "Documents", "Report a Change", "Certifications", "Register With Another Agency", and "Contact Us". On the right side, a "QUICK LINKS" panel is open, showing a dropdown menu with "Update Contact Details" and a "Go" button.



If you need help accessing the SHA Portal or have questions, please [contact us](#).